

Welcome to Crofton Woods



Crofton Woods Elementary

discover • integrate • grow

Administration



Mrs. R. Lynn Birus
Principal



Dr. Catherine Martino
Assistant Principal



Kindergarten Orientation Agenda

- ▶ **Meet the Staff at Crofton Woods Elementary School**
- ▶ **Classroom Visits for Incoming Kindergarteners**
- ▶ **The School Nurse and Nursing Assistant**
- ▶ **Preparing Your Child for Kindergarten**
Mrs. Martin and Mrs Anoka, School Counselors
- ▶ **The Nitty Gritty Details**
Mrs. Birus, Principal and Dr. Martino, Assistant Principal
- ▶ **A Visit to Kindergarten**






Crofton Woods Elementary

discover • integrate • grow



Meet Our Kindergarten Team

Ms. McNeice



Mr. Borowsky



Mrs. Schuetz



Mrs. Crawford



Mrs. Campolongo



Mrs. Ogden



Kindergarten Support



Mrs. Sziegler,
Special
Education
Teacher

Mrs. Bell
Kindergarten
Teaching
Assistant

Mrs. Fuentes,
Kindergarten
Teaching
Assistant



Crofton Woods Elementary
discover • integrate • grow

Time to Visit Kindergarten!



Meet Our School Support Staff



Mrs. Green,
Reading Teacher



Mrs. Bibeault,
Reading Teacher



Mrs. Angie Martin,
School Counselor



Mrs. Abike Anoka
School Counselor



Crofton Woods Elementary

discover • integrate • grow

Meet Our Office Staff



Mrs. Brown,
School Secretary



Mrs. Cornett,
School Secretary



Mrs. Hall,
Principal's Secretary



Crofton Woods Elementary
discover • integrate • grow

Meet Our Health Room

Coming Soon, RN
School Nurse



Ms. Mary Quick
Health Assistant



The School Nurse and Nursing Assistant

- ▶ **all** medication administration
- ▶ aid in the treatment and prevention of illnesses and injuries
- ▶ perform nursing procedures (insulin injections, blood glucose monitoring, catheterization, tube feedings, etc.)
- ▶ immunization records up to date
- ▶ member of the school's crisis and educational team
- ▶ liaison to the community and community health care providers
- ▶ screenings for vision, and hearing.
- ▶ case management/education of chronic diseases (asthma, diabetes, etc.)
- ▶ locate health care and community resources for families; home visits



Getting Ready!

Preparing Your Child for Kindergarten

Foster Independence

- ▶ time to skip naptime
- ▶ assign a simple chore
- ▶ develop a regular schedule at home
- ▶ read to your child daily
- ▶ make time for learning activities
- ▶ limit screen time



Crofton Woods Elementary

discover • integrate • grow

Things to Practice

- ▶ tying shoes
- ▶ zipping jackets
- ▶ saying parents names, phone numbers and address
- ▶ using restroom facilities independently
- ▶ keeping track of personal belongings
- ▶ opening lunch containers/packets
- ▶ basic skills– full name, address, phone number, colors, shapes, using crayons, pencils, scissors and glue



Crofton Woods Elementary

discover • integrate • grow

A Great Beginning...

The first couple weeks are an adjustment period. It's normal...

Tears are normal...

- ▶ most children will be very tired
- ▶ regular bedtime is extra important

“I don't want to go to school.”


- ▶ this is also completely normal
- ▶ bring them to school anyway
- ▶ reassure them that everything will be just fine
- ▶ give them hugs and kisses and tell them you will see them after school, but once you drop them off, leave quickly
- ▶ focus on the positive – “...one thing you liked today.”



Crofton Woods Elementary

discover • integrate • grow

WELCOME TO KINDERGARTEN!



©2012 BALOOCARTOONS.COM

"It's a trap — everything
is *educational!*"

The Nitty Gritty Details

- ▶ September: conferences and staggered entrance;
Conferences - September 8 & 9; Staggered entrance - Sept 10, 13 & 14; First day all Kindergarten - Sept 11
- ▶ Safety: As distanced as possible (not consistently 3 feet)
- ▶ Masks- no gaiters, extras in the back-pack
- ▶ ChromeBooks: K students leave them at home in a safe and secure place
- ▶ Illness: Cough, fever, sore throat, any cold-like symptom
- ▶ Quarantine: Positive Case: 10 days if within 3 feet for a cumulative 15 minutes
- ▶ Communication: Take Home Folders; Woody's World
- ▶ Free lunch and breakfast every day
- ▶ Snacks (please consider peanut free)
- ▶ Birthday celebrations (no food please)
- ▶ The "flow" of the school




Crofton Woods Elementary

discover • integrate • grow

They were told to bring their favorite toys today.



Arrival and Dismissal Routines



Arrival:

- walkers enter under the awning by the media center, safeties and adults are ready to help
- bus riders need to ride the bus (bus routes are on the website)
- car ride only when necessary
- drop off in the car rider lane only... the safeties will open car doors
- passenger side only for arrival and dismissal
- have your child **ready** to get out

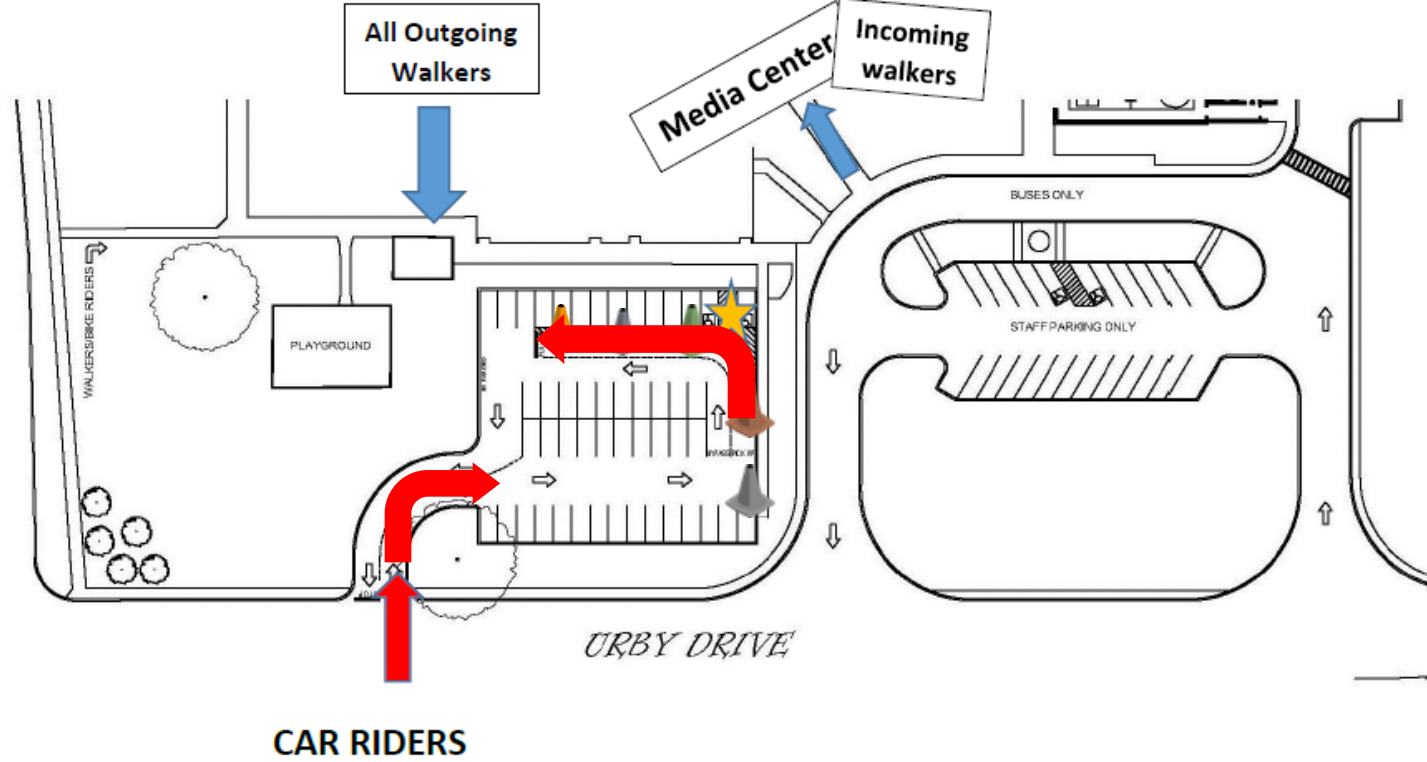
Dismissal:

- “car riders” are only those whose parents are in the car rider line, please use the special sign (provided) on the visor of the passenger side
- Safeties will assist; we load 7-8 cars at a time so be patient
- bus riders are called out and monitored by a duty teacher
- walkers are dismissed only when the car rider lines and busses are clear



Crofton Woods Elementary


discover • integrate • grow



REMINDERS:

- Dismissal order: Car Riders, Open Door and Day Care Vans; Buses by number; Walkers
- All walkers exit through the doors by the Kindergarten playground
- There is no parking on Urby Drive; therefore, there should be NO student pick-up or drop-off on the street. This is a safety issue for students!
- Pull all the way forward so we can unload and load as many students at once to help traffic move along.
- You will not be permitted to take a student from the car rider area unless you are physically in a car in queue.
- Students should be on the right side of the vehicle. Student safeties will assist students getting out of cars so you will not need to get out.
- Once you are ready to leave the car rider loop, please follow the traffic pattern. Passing other cars to use the by-pass lane is not recommended and backing up to change lanes is never recommended.
- Please get as many car signs as needed if you are having students picked up.

Joining the Parent Teacher Association (PTA)




- ▶ The CWES PTA relies on direct donations and school wide fund raisers. We don't sell wrapping paper, candy bars, candles, etc.!



What Do Your Direct Donations Help Us Do?

- ▶ technology and technology upgrades for the classrooms
- ▶ Fine Arts: Assemblies for our children
- ▶ teaching materials
- ▶ Author Visits
- ▶ Ice Cream Social
- ▶ Talent Show
- ▶ Fun Fair (bi-yearly)
- ▶ teaching resources
- ▶ funding for many important learning projects



Helpful Links for CWES PTA Information

Website: croftonwoodspta.net

Facebook: Crofton Woods PTA



Crofton Woods Elementary

discover • integrate • grow

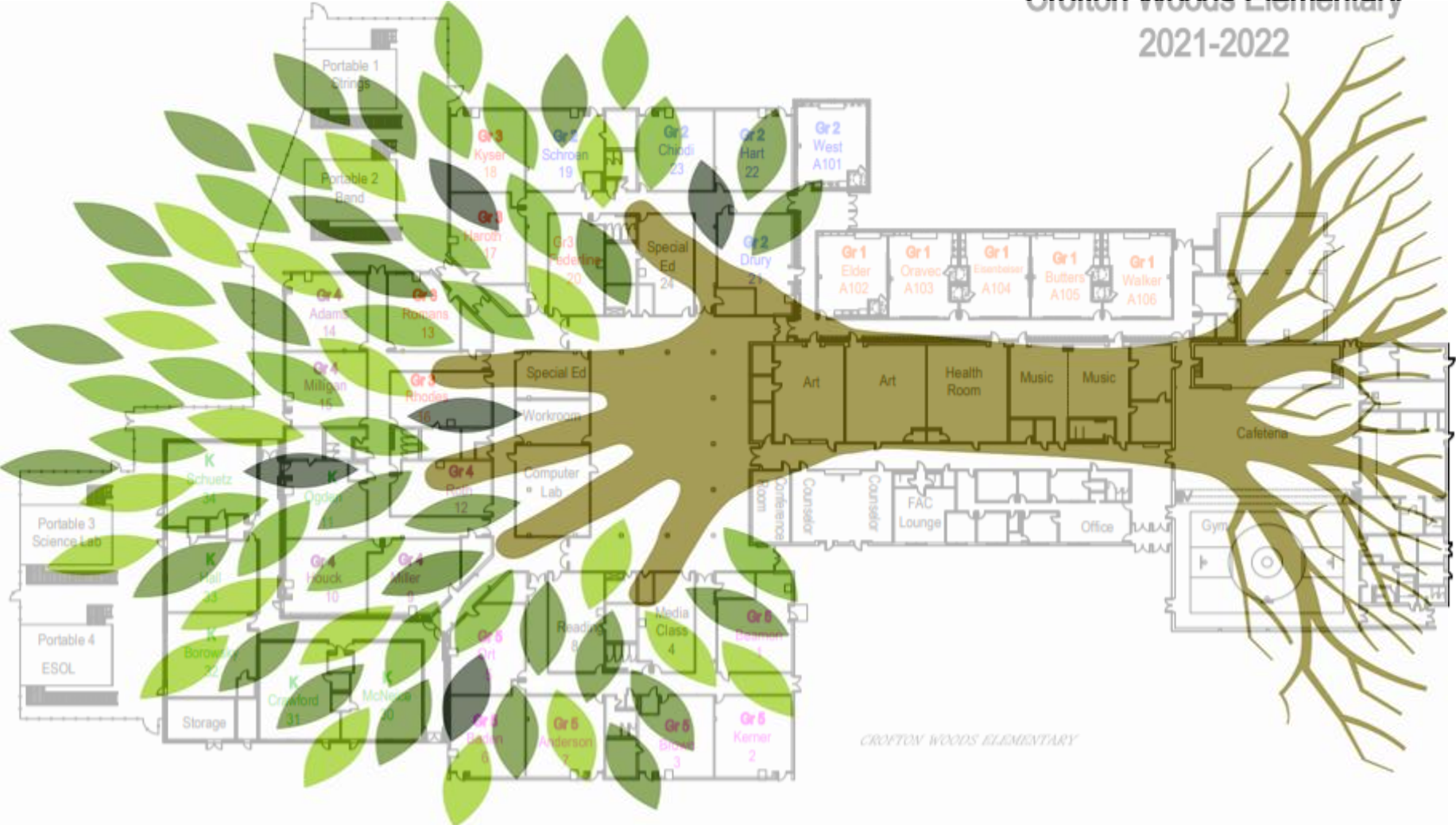
What You Need to Know!

Q and A



Crofton Woods Elementary
discover • integrate • grow

Crofton Woods Elementary 2021-2022



CROFTON WOODS ELEMENTARY



Crofton Woods Elementary

discover • integrate • grow

Thank you for attending Kindergarten Orientation!

- ▶ Time to head to the classrooms!
 - ▶ check out chrome books
 - ▶ sign the user agreement
 - ▶ store them at home



Crofton Woods Elementary

discover • integrate • grow

Cherish these moments!

